



MRVL

MANDHANA RETAIL VENTURES LTD.

Registered Office : Plot No. E - 132, M.I.D.C., Tarapur Industrial Area, Boisar, Dist : Palghar - 401506

CIN L52390MH2011PLC213349

6th July, 2018

To,
BSE Limited,
Phiroze Jeejeebhoy Towers,
Dalal Street,
Mumbai – 400 001

National Stock Exchange of India Limited,
Exchange Plaza,
Bandra Kurla Complex
Bandra (East),
Mumbai – 400 051

Dear Sir/ Madam,

Sub: Shareholding Pattern pursuant to Regulation 31 of SEBI (Listing Obligations and Disclosure Requirements) Regulations, 2015, for the quarter ended 30th June, 2018

Ref: BSE- 540210; NSE - TMRVL


Pursuant to the requirement of Regulation 31 of the SEBI (Listing Obligations and Disclosure Requirements) Regulations, 2015, please find enclosed herewith the Shareholding Pattern for the quarter ended 30th June, 2018.

You are requested to kindly take the same on your record and oblige.

Thanking You,

for **THE MANDHANA RETAIL VENTURES LIMITED**

PRIYAVRAT MANDHANA
(Executive Director)



Encl.: As above.

THE MANDHANA RETAIL VENTURES LIMITED


Corporate Office: 006-008, Peninsula Centre, Dr. S.S Rao Road, Parel, Mumbai 400012.

Tel: 91-22-43539191 Fax: 91-22-43539216/17/18 Email: info@mandhanaretail.com Website: www.mandhanaretail.com

(Formerly Mandhana Retail Ventures Limited)

Shareholding Pattern under Regulation 31 of SEBI (Listing Obligations and Disclosure Requirements) Regulations, 2015

1.	Name of Listed Entity: The Mandhana Retail Ventures Limited		
2.	Scrip Code/Name of Scrip/Class of Security: 540210/TMRVL/Equity		
3.	Share Holding Pattern Filed under: Reg. 31(1)(b)		
	a.	If under 31(1)(b) then indicate the report for Quarter ending: 30-06-2018	
	b.	If under 31(1)(c) then indicate date of allotment/extinguishment: Not Applicable	
4.	Declaration: The Listed entity is required to submit the following declaration to the extent of submission of information:-		
	Sr. No.	Particulars	Yes*
	1	Whether the Listed Entity has issued any partly paid up shares?	No
	2	Whether the Listed Entity has issued any Convertible Securities or Warrants?	No
	3	Whether the Listed Entity has any shares against which depository receipts are issued?	No
	4	Whether the Listed Entity has any shares in locked-in?	No
	5	Whether any shares held by promoters are pledge or otherwise encumbered?	Yes
	6	Whether the Listed entity has issues differential Voting Rights	No
<p>* If the Listed Entity selects the option 'No' for the questions above, the columns for the partly paid up shares, Outstanding Convertible Securities/Warrants, depository receipts, locked-in shares, No of shares pledged or otherwise encumbered by promoters, as applicable, shall not be displayed at the time of dissemination on the Stock Exchange website. Also wherever there is 'No' declared by Listed Entity in above table the values will be considered as 'Zero' by default on submission of the format of holding of specified securities.</p>			




The Mandhana Retail Ventures Limited

Table I - Summary Statement holding of specified securities

Category	Category of shareholder	Nos. of shareholders	No. of fully paid up equity shares held	No. of Partly paid-up equity shares held	No. of shares underlying Depository Receipts	Total nos. shares held	Shareholding as a % of total no. of shares (calculated as per SCRR, 1957)	Number of Voting Rights held in each class of securities				No. of Shares Underlying Outstanding convertible securities (Including Warrants)	Shareholding , as a % assuming full conversion of convertible securities (as a percentage of diluted share capital)	Number of Locked in shares		Number of Shares pledged or otherwise encumbered		Number of equity shares held in dematerialised form
								No of Voting Rights			Total as a % of (A+B+C)			No. (a)	As a % of total Shares held (b)	No. (a)	As a % of total Shares held (b)	
								Class eg: X	Class eg: y	Total								
(I)	(II)	(III)	(IV)	(V)	(VI)	(VII) = (IV)+(V)+(VI)	(VIII) As a % of (A+B+C2)	(IX)				(X)	(XI)= (VII)+(X) As a % of (A+B+C2)	(XII)		(XIII)		(XIV)
(A)	Promoter & Promoter Group	17	8069877	0	0	8069877	36.54	8069877	0	8069877	36.54	0	36.54	0	0	4558044	56.48	8069877
(B)	Public	9343	14012732	0	0	14012732	63.46	14012732	0	14012732	63.46	0	63.46	0	0	NA	NA	14010519
(C)	Non Promoter - Non Public				0				0			0			0	NA	NA	
(C1)	Shares Underlying DRs	0	0	0	0	0	0.00	0	0	0	0.00	0	0.00	0	0	NA	NA	0
(C2)	Shares Held By Employee Trust	0	0	0	0	0	0.00	0	0	0	0.00	0	0.00	0	0	NA	NA	0
	Total	9360	22082609	0	0	22082609	100	22082609	0	22082609	100	0	100	0	0	4558044	20.64	22080396

Note : The Shareholding of the Promoters and Public Shareholders spread across various respective demat accounts are consolidated on the basis of their PAN pursuant to SEBI circular No. SEBI/HO/CFD/CMD/CIR/P/2017/128 dated 19th December, 2017




The Mandhana Retail Ventures Limited
Table II - Statement showing shareholding pattern of the Promoter and Promoter Group

	Category & Name of the Shareholders	PAN	Nos. of sharehold-ers	No. of fully paid up equity shares held	Partly paid-up equity shares held	No. of shares underlying Depository Receipts	Total nos. shares held	Sharehold- ing % calculated as per SCRR, 1957 As a % of (A+B+C2)	Number of Voting Rights held in each class of securities				No. of Shares Underlying Outstanding convertible securities (including Warrants)	Shareholding , as a % assuming full conversion of convertible securities (as a percentage of diluted share capital)	Number of Locked in shares		Number of Shares pledged or otherwise encumbered		Number of equity shares held in demateri- alised form
									No of Voting Rights			Total as a % of (A+B+C)			No. (a)	As a % of total Shares held (b)	No. (a)	As a % of total Shares held (b)	
									Class eg: X	Class eg: y	Total								
	(I)	(II)	(III)	(IV)	(V)	(VI)	(VII) = (IV)+(V)+ (VI)	(VIII) As a % of (A+B+C2)	(IX)				(X)	(XI)=(VII)+(X) As a % of (A+B+C2)	(XII)		(XIII)		(XIV)
1	Indian																		
(a)	Individuals / Hindu Undivided Family		16	7071355	0	0	7071355	32.02	7071355	0	7071355	32.02	0	32.02	0	0	4558044	64.46	7071355
	Manish Biharilal Mandhana			1148206	0	0	1148206	5.20	1148206	0	1148206	5.20	0	5.20	0	0	948206	82.58	1148206
	Priyavrat P Mandhana			1119894	0	0	1119894	5.07	1119894	0	1119894	5.07	0	5.07	0	0	703069	62.78	1119894
	Purushottam Chhaganlal Mandhana			1056333	0	0	1056333	4.78	1056333	0	1056333	4.78	0	4.78	0	0	923000	87.38	1056333
	Prema P Mandhana			810398	0	0	810398	3.67	810398	0	810398	3.67	0	3.67	0	0	604193	74.56	810398
	Purushottam Chhaganlal Mandhana (HUF)			683332	0	0	683332	3.09	683332	0	683332	3.09	0	3.09	0	0	516666	75.61	683332
	Biharilal C Mandhana (HUF)			666666	0	0	666666	3.02	666666	0	666666	3.02	0	3.02	0	0	0	0.00	666666
	Biharilal Chhaganlal Mandhana			633000	0	0	633000	2.87	633000	0	633000	2.87	0	2.87	0	0	633000	100.00	633000
	Manish Biharilal Mandhana (HUF)			289999	0	0	289999	1.31	289999	0	289999	1.31	0	1.31	0	0	0	0.00	289999
	Muskaan Manish Mandhana			273333	0	0	273333	1.24	273333	0	273333	1.24	0	1.24	0	0	0	0.00	273333
	Sudha Biharilal Mandhana			223423	0	0	223423	1.01	223423	0	223423	1.01	0	1.01	0	0	150090	67.18	223423
	Sangeeta Manish Mandhana			79820	0	0	79820	0.36	79820	0	79820	0.36	0	0.36	0	0	79820	100.00	79820
	Vinay Biharilal Mandhana			46000	0	0	46000	0.21	46000	0	46000	0.21	0	0.21	0	0	0	0.00	46000
	Arnav Manish Mandhana			31427	0	0	31427	0.14	31427	0	31427	0.14	0	0.14	0	0	0	0.00	31427
	Chanda Shyamsunder Jaju			6666	0	0	6666	0.03	6666	0	6666	0.03	0	0.03	0	0	0	0.00	6666
	Shakuntala R Dargad			1525	0	0	1525	0.01	1525	0	1525	0.01	0	0.01	0	0	0	0.00	1525
	Bhagwati Madanlal Chandak			1333	0	0	1333	0.01	1333	0	1333	0.01	0	0.01	0	0	0	0.00	1333
(b)	Central Government / State Government(s)		0	0	0	0	0	0.00	0	0	0	0.00	0	0.00	0	0	0	0.00	0
(c)	Financial Institutions / Banks		0	0	0	0	0	0.00	0	0	0	0.00	0	0.00	0	0	0	0.00	0
(d)	Any Other (Specify)		1	998522	0	0	998522	4.52	998522	0	998522	4.52	0	4.52	0	0	0	0.00	998522
	Bodies Corporate		1	998522	0	0	998522	4.52	998522	0	998522	4.52	0	4.52	0	0	0	0.00	998522
	Mahan Synthetic Textiles Pvt Ltd			998522	0	0	998522	4.52	998522	0	998522	4.52	0	4.52	0	0	0	0.00	998522
	Sub Total (A)(1)		17	8069877	0	0	8069877	36.54	8069877	0	8069877	36.54	0	36.54	0	0	4558044	56.48	8069877
2	Foreign																		
(a)	Individuals (Non-Resident Individuals / Foreign Individuals)		0	0	0	0	0	0.00	0	0	0	0.00	0	0.00	0	0	0	0.00	0
(b)	Government		0	0	0	0	0	0.00	0	0	0	0.00	0	0.00	0	0	0	0.00	0
(c)	Institutions		0	0	0	0	0	0.00	0	0	0	0.00	0	0.00	0	0	0	0.00	0
(d)	Foreign Portfolio Investor		0	0	0	0	0	0.00	0	0	0	0.00	0	0.00	0	0	0	0.00	0
(e)	Any Other (Specify)		0	0	0	0	0	0.00	0	0	0	0.00	0	0.00	0	0	0	0.00	0
	Sub Total (A)(2)		0	0	0	0	0	0.00	0	0	0	0.00	0	0.00	0	0	0	0.00	0
	Total Shareholding Of Promoter And Promoter Group (A)= (A)(1)+(A)(2)		17	8069877	0	0	8069877	36.54	8069877	0	8069877	36.54	0	36.54	0	0	4558044	56.48	8069877


Details of Shares which remain unclaimed may be given hear along with details such as number of shareholders, outstanding shares held in demat/unclaimed suspense account, voting rights which are frozen etc.: NIL

Note: Shareholding of Promoter and Promoter Group excludes 2,66,666 equity shares representing 1.21% of the total paid-up share capital of the Company transferred as a collateral by Mr. Biharilal Chhaganlal Mandhana to M/s. Vayoonandan Finance Company Private Limited pursuant to the credit facility availed by Mr. Manish Biharilal Mandhana.



The Mandhana Retail Ventures Limited
Table III - Statement showing shareholding pattern of the Public shareholder

	Category & Name of the Shareholders	PAN	Nos. of shareholders	No. of fully paid up equity shares held	Partly paid-up equity shares held	No. of shares underlying Depository Receipts	Total nos. shares held	Shareholding % calculated as per SCRR, 1957 As a % of (A+B+C2)	Number of Voting Rights held in each class of securities				No. of Shares Underlying Outstanding convertible securities (Including Warrants)	Shareholding , as a % assuming full conversion of convertible securities (as a percentage of diluted share capital)	Number of Locked in shares		Number of Shares pledged or otherwise encumbered		Number of equity shares held in dematerialised form
									No of Voting Rights			Total as a % of (A+B+C)			No. (a)	As a % of total Shares held(b)	No. (a)	As a % of total Shares held (b)	
									Class eg: X	Class eg: y	Total								
	(I)	(II)	(III)	(IV)	(V)	(VI)	(VII) = (IV)+(V)+(VI)	(VIII) As a % of (A+B+C2)	(IX)				(X)	(XI)= (VII)+(X) As a % of (A+B+C2)	(XII)		(XIII)		(XIV)
1	Institutions																		
(a)	Mutual Fund		0	0	0	0	0	0.00	0	0	0	0.00	0	0.00	0	0	NA	NA	0
(b)	Venture Capital Funds		0	0	0	0	0	0.00	0	0	0	0.00	0	0.00	0	0	NA	NA	0
(c)	Alternate Investment Funds		0	0	0	0	0	0.00	0	0	0	0.00	0	0.00	0	0	NA	NA	0
(d)	Foreign Venture Capital Investors		0	0	0	0	0	0.00	0	0	0	0.00	0	0.00	0	0	NA	NA	0
(e)	Foreign Portfolio Investor		2	667775	0	0	667775	3.02	667775	0	667775	3.02	0	3.02	0	0	NA	NA	667775
(f)	Financial Institutions / Banks		4	464234	0	0	464234	2.10	464234	0	464234	2.10	0	2.10	0	0	NA	NA	464234
	Life Insurance Corporation Of India			438887	0	0	438887	1.99	438887	0	438887	1.99	0	1.99	0	0	NA	NA	438887
(g)	Insurance Companies		0	0	0	0	0	0.00	0	0	0	0.00	0	0.00	0	0	NA	NA	0
(h)	Provident Funds/ Pension Funds		0	0	0	0	0	0.00	0	0	0	0.00	0	0.00	0	0	NA	NA	0
(i)	Any Other (Specify)		0	0	0	0	0	0.00	0	0	0	0.00	0	0.00	0	0	NA	NA	0
	Sub Total (B)(1)		6	1132009	0	0	1132009	5.13	1132009	0	1132009	5.13	0	5.13	0	0	NA	NA	1132009
2	Central Government/ State Government(s)/ President of India																		
	Sub Total (B)(2)		0	0	0	0	0	0.00	0	0	0	0.00	0	0.00	0	0	NA	NA	0
3	Non-Institutions																		
(a)	Individuals																		
	i. Individual shareholders holding nominal share capital up to Rs. 2 lakhs		8550	3588235	0	0	3588235	16.25	3588235	0	3588235	16.25	0	16.25	0	0	NA	NA	3586022
	ii. Individual shareholders holding nominal share capital in excess of Rs. 2 lakhs		42	5171672	0	0	5171672	23.42	5171672	0	5171672	23.42	0	23.42	0	0	NA	NA	5171672
	Jhunjhunwala Rakesh Radheshyam			2813274	0	0	2813274	12.74	2813274	0	2813274	12.74	0	12.74	0	0	NA	NA	2813274
(b)	NBFCs registered with RBI		1	10	0	0	10	0.00	10	0	10	0.00	0	0.00	0	0	NA	NA	10
(c)	Employee Trusts		0	0	0	0	0	0.00	0	0	0	0.00	0	0.00	0	0	NA	NA	0
	Overseas Depositories(holding DRs) (balancing figure)		0	0	0	0	0	0.00	0	0	0	0.00	0	0.00	0	0	NA	NA	0
(d)			0	0	0	0	0	0.00	0	0	0	0.00	0	0.00	0	0	NA	NA	0




(e)	Any Other (Specify)		744	4120806	0	0	4120806	18.66	4120806	0	4120806	18.66	0	18.66	0	0	NA	NA	4120806
	Hindu Undivided Family		331	472877	0	0	472877	2.14	472877	0	472877	2.14	0	2.14	0	0	NA	NA	472877
	Non Resident Indians (Non Repat)		44	42627	0	0	42627	0.19	42627	0	42627	0.19	0	0.19	0	0	NA	NA	42627
	Other Directors		1	35333	0	0	35333	0.16	35333	0	35333	0.16	0	0.16	0	0	NA	NA	35333
	Non Resident Indians (Repat)		122	259377	0	0	259377	1.17	259377	0	259377	1.17	0	1.17	0	0	NA	NA	259377
	Clearing Member		79	147722	0	0	147722	0.67	147722	0	147722	0.67	0	0.67	0	0	NA	NA	147722
	Bodies Corporate		167	3162870	0	0	3162870	14.32	3162870	0	3162870	14.32	0	14.32	0	0	NA	NA	3162870
	Mentor Capital Limited			911494	0	0	911494	4.13	911494	0	911494	4.13	0	4.13	0	0	NA	NA	911494
	Vayoo Nandan Finance Co Pvt Ltd			266666	0	0	266666	1.21	266666	0	266666	1.21	0	1.21	0	0	NA	NA	266666
	Jamish Investment Pvt. Ltd.			221960	0	0	221960	1.01	221960	0	221960	1.01	0	1.01	0	0	NA	NA	221960
	Rajasthan Global Securities Private Limited			221354	0	0	221354	1.00	221354	0	221354	1.00	0	1.00	0	0	NA	NA	221354
	Sub Total (B)(3)		9337	12880723	0	0	12880723	58.33	12880723	0	12880723	58.33	0	58.33	0	0	NA	NA	12878510
	Total Public Shareholding (B)= (B)(1)+(B)(2)+(B)(3)		9343	14012732	0	0	14012732	63.46	14012732	0	14012732	63.46	0	63.46	0	0	NA	NA	14010519

Details of the shareholders acting as persons in Concert including their Shareholding (No. and %): NIL

Details of Shares which remain unclaimed may be given here along with details such as number of shareholders, outstanding shares held in demat/unclaimed suspense account, voting rights which are frozen etc.

No. of shareholders	No. of Shares
4	139



The Mandhana Retail Ventures Limited
Table IV - Statement showing shareholding pattern of the Non Promoter- Non Public shareholder

	Category & Name of the shareholders	PAN	Nos. of shareholders	No. of fully paid up equity shares held	Partly paid-up equity shares held	No. of shares underlying Depository Receipts	Total nos. shares held	Shareholding % calculated as per SCRR, 1957 As a % of (A+B+C2)	Number of Voting Rights held in each class of securities			No. of Shares Underlying Outstanding convertible securities (including Warrants)	Shareholding , as a % assuming full conversion of convertible securities (as a percentage of diluted share capital)	Number of Locked in shares		Number of Shares pledged or otherwise encumbered		Number of equity shares held in dematerialised form	
									No of Voting Rights					Total as a % of (A+B+C)	No. (a)	As a % of total Shares held (b)	No. (a)		As a % of total Shares held (b)
									Class eg: X	Class eg: y	Total								
	(i)	(ii)	(iii)	(iv)	(v)	(vi)	(vii)= (iv)+(v)+(vi)	(viii) As a % of (A+B+C2)	(ix)			(x)	(xi)= (vii)+(x) As a % of (A+B+C2)	(xii)		(xiii)		(xiv)	
1	Custodian/DR Holder		0	0	0	0	0	0.00	0	0	0	0.00	0	0	0	0	NA	NA	0
2	Employee Benefit Trust (under SEBI (Share based Employee Benefit) Regulations, 2014)		0	0	0	0	0	0.00	0	0	0	0.00	0	0	0	0	NA	NA	0
	Total Non-Promoter- Non Public Shareholding (C)= (C)(1)+(C)(2)		0	0	0	0	0	0.00	0	0	0	0.00	0	0	0	0	NA	NA	0

