



MRVL

MANDHANA RETAIL VENTURES LTD.

Registered Office : Plot No. E -132, M.I.D.C., Tarapur Industrial Area, Boisar, Dist : Palghar - 401506

CIN L52390MH2011PLC213349

15th October, 2018

To,
BSE Limited,
Phiroze Jeejeebhoy Towers,
Dalal Street,
Mumbai – 400 001

National Stock Exchange of India Limited,
Exchange Plaza,
Bandra Kurla Complex
Bandra (East),
Mumbai – 400 051

Dear Sir/ Madam,

Sub: Shareholding Pattern pursuant to Regulation 31 of SEBI (Listing Obligations and Disclosure Requirements) Regulations, 2015, for the quarter ended 30th September, 2018

Ref: BSE- 540210; NSE - TMRVL

Pursuant to the requirement of Regulation 31 of the SEBI (Listing Obligations and Disclosure Requirements) Regulations, 2015, please find enclosed herewith the Shareholding Pattern for the quarter ended 30th September, 2018.

You are requested to kindly take the same on your record and oblige.

Thanking You,

for **THE MANDHANA RETAIL VENTURES LIMITED**


PRIYAVVRAT MANDHANA
(Executive Director)



Encl.: As above.

THE


MANDHANA RETAIL VENTURES LIMITED

Corporate Office: 006-008, Peninsula Centre, Dr. S.S Rao Road, Parel, Mumbai 400012.

Tel: 91-22-43539191 Fax: 91-22-43539216/17/18 Email: info@mandhanaretail.com Website: www.mandhanaretail.com
(Formerly Mandhana Retail Ventures Limited)

Shareholding Pattern under Regulation 31 of SEBI (Listing Obligations and Disclosure Requirements) Regulations, 2015

1.	Name of Listed Entity: The Mandhana Retail Ventures Limited		
2.	Scrip Code/Name of Scrip/Class of Security: 540210/ TMRVL/ Equity		
3.	Share Holding Pattern Filed under: Reg. 31(1)(b)		
	a.	If under 31(1)(b) then indicate the report for Quarter ending: 30.09.2018	
	b.	If under 31(1)(c) then indicate date of allotment/extinguishment: Not Applicable	
4	Declaration: The Listed entity is required to submit the following declaration to the extent of submission of information:-		
	Sr. No.	Particulars	Yes*
	1	Whether the Listed Entity has issued any partly paid up shares?	No
	2	Whether the Listed Entity has issued any Convertible Securities or Warrants?	No
	3	Whether the Listed Entity has any shares against which depository receipts are issued?	No
	4	Whether the Listed Entity has any shares in locked-in?	No
	5	Whether any shares held by promoters are pledge or otherwise encumbered?	Yes
	6	Whether the Listed Entity has issued differential voting rights	No
<p>* If the Listed Entity selects the option 'No' for the questions above, the columns for the partly paid up shares, Outstanding Convertible Securities/Warrants, depository receipts, locked-in shares, No of shares pledged or otherwise encumbered by promoters, as applicable, shall not be displayed at the time of dissemination on the Stock Exchange website. Also wherever there is 'No' declared by Listed Entity in above table the values will be considered as 'Zero' by default on submission of the format of holding of specified securities.</p>			




The Mandhana Retail Ventures Limited
Table I - Summary Statement holding of specified securities

Category	Category of shareholder	No. of shareholders	No. of fully paid up equity shares held	No. of Partly paid-up equity shares held	No. of shares underlying Depository Receipts	Total nos. shares held	Shareholding as a % of total no. of shares (calculated as per SCRR, 1957)	Number of Voting Rights held in each class of securities				No. of Shares Underlying Outstanding convertible securities (including Warrants)	Shareholding , as a % assuming full conversion of convertible securities (as a percentage of diluted share capital)	Number of Locked in shares		Number of Shares pledged or otherwise encumbered		Number of equity shares held in dematerialised form
								No. of Voting Rights			Total as a % of (A+B+C)			No. (a)	As a % of total Shares held (b)	No. (a)	As a % of total Shares held (b)	
								Class eg: X	Class eg: y	Total								
(I)	(II)	(III)	(IV)	(V)	(VI)	(VII) = (IV)+(V)+(VI)	(VIII) As a % of (A+B+C2)	(IX)				(X)	(XI)= (VII)+(X) As a % of (A+B+C2)	(XII)		(XIII)		(XIV)
(A)	Promoter & Promoter Group	17	8069877	0	0	8069877	36.54	8069877	0	8069877	36.54	0	36.54	0	0	4558044	56.48	8069877
(B)	Public	9336	14012732	0	0	14012732	63.46	14012732	0	14012732	63.46	0	63.46	0	0	NA	NA	14011185
(C)	Non Promoter - Non Public																	
(C1)	Shares Underlying DRs	0	0	0	0	0	0.00	0	0	0	0.00	0	0.00	0	0	NA	NA	0
(C2)	Shares Held By Employee Trust	0	0	0	0	0	0.00	0	0	0	0.00	0	0.00	0	0	NA	NA	0
	Total	9353	22082609	0	0	22082609	100.00	22082609	0	22082609	100.00	0	100.00	0	0	4558044	20.64	22081062

Notes:

- The Shareholding of the Promoters and Public Shareholders spread across various respective demat accounts are consolidated on the basis of their PAN pursuant to SEBI circular No. SEBI/HO/CFD/CMD/CIR/P/2017/128 dated 19th December, 2017
- NA' denotes 'Not Applicable'



The Mandhana Retail Ventures Limited
Table II - Statement showing shareholding pattern of the Promoter and Promoter Group

	Category & Name of the shareholders	Nos. of shareholders	No. of fully paid up equity shares held	Partly paid-up equity shares held	No. of shares underlying Depository Receipts	Total nos. shares held	Shareholding % calculated as per SCRR, 1957 As a % of (A+B+C2)	Number of Voting Rights held in each class of securities			No. of Shares Underlying Outstanding convertible securities (including Warrants)	Shareholding , as a % assuming full conversion of convertible securities (as a percentage of diluted share capital)	Number of Locked in shares		Number of Shares pledged or otherwise encumbered		Number of equity shares held in dematerialised form	
								No of Voting Rights		Total as a % of (A+B+C)			No. (a)	As a % of total Shares held (b)	No. (a)	As a % of total Shares held (b)		
								Class eg: X	Class eg: y									Total
	(I)	(III)	(IV)	(V)	(VI)	(VII) = (IV)+(V)+(VI)	(VIII) As a % of (A+B+C2)	(IX)			(X)	(XI)= (VII)+(X) As a % of (A+B+C2)	(XII)		(XIII)		(XIV)	
1	Indian																	
(a)	Individuals / Hindu Undivided Family	16	7071355	0	0	7071355	32.02	7071355	0	7071355	32.02	0	32.02	0	0.00	4558044	64.46	7071355
	Manish Biharilal Mandhana		1148206	0	0	1148206	5.20	1148206	0	1148206	5.20	0	5.20	0	0.00	948206	82.58	1148206
	Priyavrat Purushottam Mandhana		1119894	0	0	1119894	5.07	1119894	0	1119894	5.07	0	5.07	0	0.00	703069	62.78	1119894
	Purushottam Chhaganlal Mandhana		1056333	0	0	1056333	4.78	1056333	0	1056333	4.78	0	4.78	0	0.00	923000	87.38	1056333
	Prema Purushottam Mandhana		810398	0	0	810398	3.67	810398	0	810398	3.67	0	3.67	0	0.00	604193	74.56	810398
	Purushottam Chhaganlal Mandhana HUF		683332	0	0	683332	3.09	683332	0	683332	3.09	0	3.09	0	0.00	516666	75.61	683332
	Biharilal C Mandhana HUF		666666	0	0	666666	3.02	666666	0	666666	3.02	0	3.02	0	0.00	0	0.00	666666
	Biharilal Chhaganlal Mandhana		633000	0	0	633000	2.87	633000	0	633000	2.87	0	2.87	0	0.00	633000	100.00	633000
	Manish Biharilal Mandhana HUF		289999	0	0	289999	1.31	289999	0	289999	1.31	0	1.31	0	0.00	0	0.00	289999
	Muskaan Manish Mandhana		273333	0	0	273333	1.24	273333	0	273333	1.24	0	1.24	0	0.00	0	0.00	273333
	Sudha Biharilal Mandhana		223423	0	0	223423	1.01	223423	0	223423	1.01	0	1.01	0	0.00	150090	67.18	223423
	Sangeeta Manish Mandhana		79820	0	0	79820	0.36	79820	0	79820	0.36	0	0.36	0	0.00	79820	100.00	79820
	Vinay Biharilal Mandhana		46000	0	0	46000	0.21	46000	0	46000	0.21	0	0.21	0	0.00	0	0.00	46000
	Arnav Manish Mandhana		31427	0	0	31427	0.14	31427	0	31427	0.14	0	0.14	0	0.00	0	0.00	31427
	Chanda Shyamsunder Jaju		6666	0	0	6666	0.03	6666	0	6666	0.03	0	0.03	0	0.00	0	0.00	6666
	Shakuntala R Dargad		1525	0	0	1525	0.01	1525	0	1525	0.01	0	0.01	0	0.00	0	0.00	1525
	Bhagwati Madanlal Chandak		1333	0	0	1333	0.01	1333	0	1333	0.01	0	0.01	0	0.00	0	0.00	1333
(b)	Central Government / State Government(s)	0	0	0	0	0	0.00	0	0	0	0.00	0	0.00	0	0.00	0	0.00	0
(c)	Financial Institutions / Banks	0	0	0	0	0	0.00	0	0	0	0.00	0	0.00	0	0.00	0	0.00	0
(d)	Any Other (Specify)	1	998522	0	0	998522	4.52	998522	0	998522	4.52	0	4.52	0	0.00	0	0.00	998522
	Bodies Corporate	1	998522	0	0	998522	4.52	998522	0	998522	4.52	0	4.52	0	0.00	0	0.00	998522
	Mahan Synthetic Textiles Pvt Ltd		998522	0	0	998522	4.52	998522	0	998522	4.52	0	4.52	0	0.00	0	0.00	998522
	Sub Total (A)(1)	17	8069877	0	0	8069877	36.54	8069877	0	8069877	36.54	0	36.54	0	0.00	4558044	56.48	8069877
2	Foreign																	
(a)	Individuals (Non-Resident Individuals / Foreign Individuals)	0	0	0	0	0	0.00	0	0	0	0.00	0	0.00	0	0.00	0	0.00	0
(b)	Government	0	0	0	0	0	0.00	0	0	0	0.00	0	0.00	0	0.00	0	0.00	0
(c)	Institutions	0	0	0	0	0	0.00	0	0	0	0.00	0	0.00	0	0.00	0	0.00	0
(d)	Foreign Portfolio Investor	0	0	0	0	0	0.00	0	0	0	0.00	0	0.00	0	0.00	0	0.00	0
(e)	Any Other (Specify)	0	0	0	0	0	0.00	0	0	0	0.00	0	0.00	0	0.00	0	0.00	0
	Sub Total (A)(2)	0	0	0	0	0	0.00	0	0	0	0.00	0	0.00	0	0.00	0	0.00	0
	Total Shareholding Of Promoter And Promoter Group (A)= (A)(1)+(A)(2)	17	8069877	0	0	8069877	36.54	8069877	0	8069877	36.54	0	36.54	0	0.00	4558044	56.48	8069877

Details of Shares which remain unclaimed may be given hear along with details such as number of shareholders, outstanding shares held in demat/unclaimed suspense account, voting rights which are frozen etc.: NIL


Notes:

- Shareholding of Promoter and Promoter Group excludes 2,66,666 equity shares representing 1.21% of the total paid-up share capital of the Company transferred as a collateral by Mr. Biharilal Chhaganlal Mandhana to M/s. Vayoonandan Finance Company Private Limited pursuant to the credit facility availed by Mr. Manish Biharilal Mandhana.
- The term "Encumbrance" has the same meaning as assigned under regulation 28(3) of SEBI (Substantial Acquisition of Shares and Takeovers) Regulations, 2011.



The Mandhana Retail Ventures Limited
Table III - Statement showing shareholding pattern of the Public shareholder

	Category & Name of the shareholders	No. of shareholders	No. of fully paid up equity shares held	Partly paid-up equity shares held	No. of shares underlying Depository Receipts	Total nos. shares held	Shareholding % calculated as per SCRR, 1957 As a % of (A+B+C2)	Number of Voting Rights held in each class of securities			No. of Shares Underlying Outstanding convertible securities (including Warrants)	Shareholding , as a % assuming full conversion of convertible securities (as a percentage of diluted share capital)	Number of Locked in shares		Number of Shares pledged or otherwise encumbered		Number of equity shares held in dematerialised form	
								No of Voting Rights					Total as a % of (A+B+C)	No. (a)	As a % of total Shares held (b)	No. (a)		As a % of total Shares held (b)
								Class eg: X	Class eg: y	Total								
	(I)	(III)	(IV)	(V)	(VI)	(VII) = (IV)+(V)+(VI)	(VII) As a % of (A+B+C2)	(IX)			(X)	(XI)= (VII)+(X) As a % of (A+B+C2)	(XII)		(XIII)		(XIV)	
1	Institutions																	
(a)	Mutual Fund	0	0	0	0	0	0.00	0	0	0	0.00	0	0.00	0	0.00	NA	NA	0
(b)	Venture Capital Funds	0	0	0	0	0	0.00	0	0	0	0.00	0	0.00	0	0.00	NA	NA	0
(c)	Alternate Investment Funds	0	0	0	0	0	0.00	0	0	0	0.00	0	0.00	0	0.00	NA	NA	0
(d)	Foreign Venture Capital Investors	0	0	0	0	0	0.00	0	0	0	0.00	0	0.00	0	0.00	NA	NA	0
(e)	Foreign Portfolio Investor	2	667775	0	0	667775	3.02	667775	0	667775	3.02	0	3.02	0	0.00	NA	NA	667775
	Auburn Limited	1	574649	0	0	574649	2.60	574649	0	574649	2.60	0	2.60	0	0.00	NA	NA	574649
(f)	Financial Institutions / Banks	3	448363	0	0	448363	2.03	448363	0	448363	2.03	0	2.03	0	0.00	NA	NA	448363
	Life Insurance Corporation Of India	1	438887	0	0	438887	1.99	438887	0	438887	1.99	0	1.99	0	0.00	NA	NA	438887
(g)	Insurance Companies	0	0	0	0	0	0.00	0	0	0	0.00	0	0.00	0	0.00	NA	NA	0
(h)	Provident Funds/ Pension Funds	0	0	0	0	0	0.00	0	0	0	0.00	0	0.00	0	0.00	NA	NA	0
(i)	Any Other (Specify)	0	0	0	0	0	0.00	0	0	0	0.00	0	0.00	0	0.00	NA	NA	0
	Sub Total (B)(1)	5	1116138	0	0	1116138	5.05	1116138	0	1116138	5.05	0	5.05	0	0.00	NA	NA	1116138
2	Central Government/ State Government(s)/ President of India	0	0	0	0	0	0.00	0	0	0	0.00	0	0.00	0	0.00	NA	NA	0
	Sub Total (B)(2)	0	0	0	0	0	0.00	0	0	0	0.00	0	0.00	0	0.00	NA	NA	0
3	Non-Institutions																	
(a)	Individuals													0		NA	NA	
	i. Individual shareholders holding nominal share capital up to Rs. 2 lakhs.	8571	3746349	0	0	3746349	16.97	3746349	0	3746349	16.97	0	16.97	0	0.00	NA	NA	3744802
	ii. Individual shareholders holding nominal share capital in excess of Rs. 2 lakhs.	39	5048257	0	0	5048257	22.86	5048257	0	5048257	22.86	0	22.86	0	0.00	NA	NA	5048257
	Chetan Rasiklal Shah		297225	0	0	297225	1.35	297225	0	297225	1.35	0	1.35	0	0.00	NA	NA	297225
	Jhunjhunwala Rakesh Radheshyam		2813274	0	0	2813274	12.74	2813274	0	2813274	12.74	0	12.74	0	0.00	NA	NA	2813274
	Ketankumar Ratilal Patel		223000	0	0	223000	1.01	223000	0	223000	1.01	0	1.01	0	0.00	NA	NA	223000
(b)	NBFCs registered with RBI	1	10	0	0	10	0.00	10	0	10	0.00	0	0.00	0	0.00	NA	NA	10
(c)	Employee Trusts	0	0	0	0	0	0.00	0	0	0	0.00	0	0.00	0	0.00	NA	NA	0




(d)	Overseas Depositories(holding DRs) (balancing figure)	0	0	0	0	0	0.00	0	0	0	0.00	0	0.00	0	0.00	NA	NA	0
(e)	Any Other (Specify)	720	4101978	0	0	4101978	18.58	4101978	0	4101978	18.58	0	18.58	0	0.00	NA	NA	4101978
	Hindu Undivided Family	327	467528	0	0	467528	2.12	467528	0	467528	2.12	0	2.12	0	0.00	NA	NA	467528
	Non Resident Indians (Non Repat)	40	39162	0	0	39162	0.18	39162	0	39162	0.18	0	0.18	0	0.00	NA	NA	39162
	Other Directors	1	35333	0	0	35333	0.16	35333	0	35333	0.16	0	0.16	0	0.00	NA	NA	35333
	Non Resident Indians (Repat)	123	258759	0	0	258759	1.17	258759	0	258759	1.17	0	1.17	0	0.00	NA	NA	258759
	Clearing Member	72	133051	0	0	133051	0.60	133051	0	133051	0.60	0	0.60	0	0.00	NA	NA	133051
	Bodies Corporate	157	3168145	0	0	3168145	14.35	3168145	0	3168145	14.35	0	14.35	0	0.00	NA	NA	3168145
	Mentor Capital Limited	1	911494	0	0	911494	4.13	911494	0	911494	4.13	0	4.13	0	0.00	NA	NA	911494
	Vayoo Nandan Finance Co Pvt Ltd	1	266666	0	0	266666	1.21	266666	0	266666	1.21	0	1.21	0	0.00	NA	NA	266666
	Jamish Investment Pvt. Ltd.	1	221960	0	0	221960	1.01	221960	0	221960	1.01	0	1.01	0	0.00	NA	NA	221960
	Rajasthan Global Securities Private Limited	1	221354	0	0	221354	1.00	221354	0	221354	1.00	0	1.00	0	0.00	NA	NA	221354
	Sub Total (B)(3)	9331	12896594	0	0	12896594	58.40	12896594	0	12896594	58.40	0	58.40	0	0.00	NA	NA	12895047
	Total Public Shareholding (B)= (B)(1)+(B)(2)+(B)(3)	9336	14012732	0	0	14012732	63.46	14012732	0	14012732	63.46	0	63.46	0	0.00	NA	NA	14011185

Details of the shareholders acting as persons in Concert including their Shareholding (No. and %): NIL

Details of Shares which remain unclaimed may be given hear along with details such as number of shareholders, outstanding shares held in demat/unclaimed suspense account, voting rights which are frozen etc.

No. of	No. of Shares
4	139

NA denotes "Not Applicable"



The Mandhana Retail Ventures Limited
Table IV - Statement showing shareholding pattern of the Non Promoter- Non Public shareholder

	Category & Name of the shareholders	PAN	Nos. of shareholders	No. of fully paid up equity shares held	Partly paid-up equity shares held	No. of shares underlying Depository Receipts	Total nos. shares held	Shareholding % calculated as per SCRR, 1957 As a % of (A+B+C2)	Number of Voting Rights held in each class of securities				No. of Shares Underlying Outstanding convertible securities (including Warrants)	Shareholding , as a % assuming full conversion of convertible securities (as a percentage of diluted share capital)	Number of Locked In shares		Number of Shares pledged or otherwise encumbered		Number of equity shares held in dematerialised form
									No of Voting Rights			Total as a % of (A+B+C)			No. (a)	As a % of total Shares held(b)	No. (a)	As a % of total Shares held(b)	
									Class eg: X	Class eg: y	Total								
	(I)	(II)	(III)	(IV)	(V)	(VI)	(VII) = (IV)+(V)+ (VI)	(VIII) As a % of (A+B+C2)	(IX)				(X)	(XI)= (VII)+(X) As a % of (A+B+C2)	(XII)		(XIII)		(XIV)
1	Custodian/DR Holder		0	0	0	0	0	0.00	0	0	0	0.00	0	0.00	0	0.00	NA	NA	0
2	Employee Benefit Trust (under SEBI (Share based Employee Benefit) Regulations, 2014)		0	0	0	0	0	0.00	0	0	0	0.00	0	0.00	0	0.00	NA	NA	0
	Total Non-Promoter- Non Public Shareholding (C)= (C)(1)+(C)(2)		0	0	0	0	0	0.00	0	0	0	0.00	0	0.00	0	0.00	NA	NA	0

